



Frizzled-5/8 Polyclonal Antibody

Catalog No	YP-Ab-13259
Isotype	IgG
Reactivity	Human;Mouse;Rat
Applications	WB;IF;ELISA
Gene Name	FZD5/FZD8
Protein Name	Frizzled-5/8
Immunogen	The antiserum was produced against synthesized peptide derived from human FZD8. AA range:31-80
Specificity	Frizzled-5/8 Polyclonal Antibody detects endogenous levels of Frizzled-5/8 protein.
Formulation	Liquid in PBS containing 50% glycerol, 0.5% BSA and 0.02% sodium azide.
Source	Polyclonal, Rabbit,IgG
Purification	The antibody was affinity-purified from rabbit antiserum by affinity-chromatography using epitope-specific immunogen.
Dilution	Western Blot: 1/500 - 1/2000. Immunofluorescence: 1/200 - 1/1000. ELISA: 1/20000. Not yet tested in other applications.
Concentration	1 mg/ml
Purity	≥90%
Storage Stability	-20°C/1 year
Synonyms	FZD5; C2orf31; Frizzled-5; Fz-5; hFz5; FzE5; FZD8; Frizzled-8; Fz-8; hFz8
Observed Band	75kD
Cell Pathway	Cell membrane ; Multi-pass membrane protein . Golgi apparatus membrane ; Multi-pass membrane protein . Cell junction, synapse . Perikaryon . Cell projection, dendrite . Cell projection, axon . Localized at the plasma membrane and also found at the Golgi. .
Tissue Specificity	Oesophageal carcinoma,Retina,
Function	domain:Lys-Thr-X-X-X-Trp motif is involved in the activation of the Wnt/beta-catenin signaling pathway.,domain:The FZ domain is involved in binding with Wnt ligands.,domain:The PDZ-binding motif mediates interaction with GPC.,function:Receptor for Wnt proteins. Most of frizzled receptors are coupled to the beta-catenin canonical signaling pathway, which leads to the activation of disheveled proteins, inhibition of GSK-3 kinase, nuclear accumulation of beta-catenin and activation of Wnt target genes. A second signaling pathway involving PKC and calcium fluxes has been seen for some family members, but it is not yet clear if it represents a distinct pathway or if it can be integrated in the canonical pathway, as PKC seems to be required for Wnt-mediated inactivation of GSK-3 kinase. Both pathways seem to involve interactions with G-proteins. May be involved in transduction and intercellul



Background

frizzled class receptor 5(FZD5) Homo sapiens Members of the 'frizzled' gene family encode 7-transmembrane domain proteins that are receptors for Wnt signaling proteins. The FZD5 protein is believed to be the receptor for the Wnt5A ligand. [provided by RefSeq, Jul 2008],

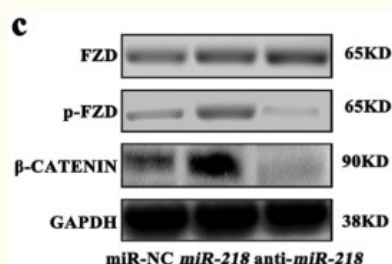
matters needing attention

Avoid repeated freezing and thawing!

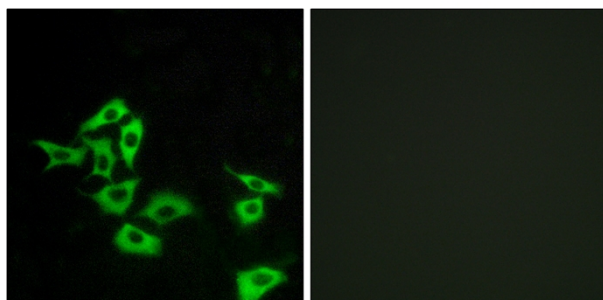
Usage suggestions

This product can be used in immunological reaction related experiments. For more information, please consult technical personnel.

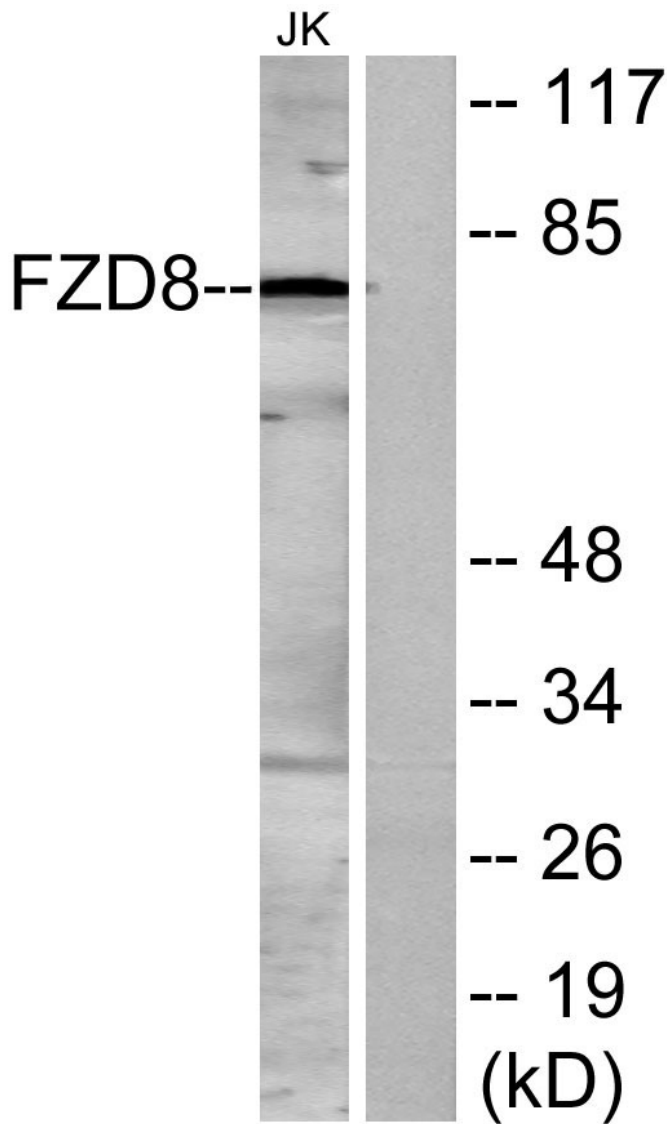
Products Images



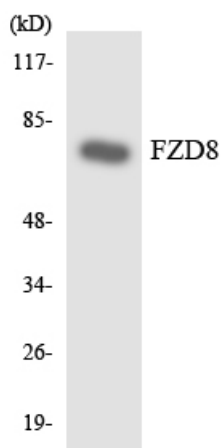
Hu, Feihu, et al. "MiR-218 induces neuronal differentiation of ASCs in a temporally sequential manner with fibroblast growth factor by regulation of the Wnt signaling pathway." Scientific reports 7 (2017): 39427.



Immunofluorescence analysis of A549 cells, using FZD8 Antibody. The picture on the right is blocked with the synthesized peptide.



Western blot analysis of lysates from Jurkat cells, using FZD8 Antibody. The lane on the right is blocked with the synthesized peptide.



Western blot analysis of the lysates from HUVEC cells using FZD8 antibody.